

Section 4 - Ready To Drive

Fatigue

1. What is fatigue? _____
2. How does fatigue affect you? _____
3. Before you take a trip, what should you do?
 - _____
 - _____
 - _____
 - _____
 - _____
 - _____
4. What are some ways to avoid fatigue?
 - _____
 - _____
 - _____

Staying Awake / No Drowsy Driving

5. What are some tips that may help you drive more safely at night?
 - _____
 - _____
 - _____
 - _____
 - _____
 - _____
 - _____
6. What are some warning signs you may be experiencing drowsiness while driving?
 - _____
 - _____
 - _____
 - _____
 - _____
 - _____
 - _____
 - _____
 - _____
7. If you feel tired, what is the best thing to do? _____

Driver Distractions

8. What is a distraction? _____
9. Anything that takes you mind away from driving is a _____.
10. When driving:
- _____
 - _____
 - _____
 - _____
 - _____
 - _____

Handheld Wireless Communication Devices

11. A person may not use a handheld wireless device while operating a motor vehicle on the road in this state to
- _____
 - _____
 - _____
 - _____
 - _____
 - _____
 - _____
 - _____
12. You may
- _____
 - _____
 - _____
 - _____
 - _____
 - _____

13. Can you be pulled over if an officer of the law observes you texting? _____

Aggressive Driving

14. What actions do aggressive driving include?
- _____
 - _____
 - _____
 - _____
15. Don't get _____ when other drivers make a mistake or act rude. _____ and _____ to others.

Section 5 – Before You Drive

Adjusting Your Seat

1. How should you have your seat adjusted?

- a. _____
- b. _____
- c. _____
- d. _____
- e. _____
- f. _____
- g. _____
- h. _____

Adjusting Your Mirrors

2. How should you adjust your inside mirror? _____

3. How do you adjust your outside mirrors?

- a. _____
- b. _____

Seat Belts and Car Seats

4. _____ fasten your seat belt.

5. To wear a seat belt correctly, you should

- a. _____
- b. _____

6. List some awesome seat belt facts

- a. _____
- b. _____
- c. _____
- d. _____
- e. _____
- f. _____
- g. _____
- h. _____

7. What could happen the first time you're pulled over for not wearing a seatbelt? _____

8. What could happen the second time you're pulled over for not wearing a seatbelt? _____

9. Referring to #8, how can you get that fee waived? _____

Keeping Children Safe

10. All children age ____ and under _____.
11. How many children are injured in motor vehicle crashes? _____
12. How many children die in motor vehicle crashes? _____
13. What laws have been enacted to increase child safety in motor vehicles?
 - a. _____
 - b. _____
 - c. _____
 - d. _____
14. How tall can a child be to be exempt from the law that requires children under the age of 8 to be in a child restraint device? _____
15. Is it legal to be smoking in a car with a passenger under the age of 15? _____

Air Bags

16. Air Bags Work! They _____.
17. How fast do air bags deploy? _____
18. Following which critical safety points can prevent air bag injuries?
 - a. _____
 - b. _____
 - c. _____
 - d. _____
 - e. _____
 - f. _____

Section 6 - Getting Started

Starting The Engine

1. What is the proper way to start a vehicle? _____

Moving Forward

2. What are some simple steps for moving your car forward?
 - _____
 - _____
 - _____

Stopping

3. What are the steps for stopping your car?
 - _____
 - _____
 - _____

Steering

4. What is the rule for steering your car? _____

Hand Position

5. What are some guidelines concerning hand position on the wheel?

- _____
- _____
- _____

6. When should you use Pull-Push Steering? _____

7. What is Pull-Push Steering?

- _____
- _____

8. When should you use Hand-Over-Hand Steering? _____

- _____
- _____
- _____
- _____

9. When is it okay to steer with one hand?

- _____
- _____
- _____

Backing

10. What should you do to safely back up?

- _____
- _____
- _____
- _____
- _____
- _____




Signaling

11. Good drivers always signal their intentions well in advance. When are signals required?

- _____
- _____
- _____
- _____
- _____

12. When using hand signals, which arm do you use? _____

13. What are the proper hand signals? (draw them out of the left side of the car)



Speed

14. What is the Utah "Basic Speed Law"? _____

15. When do you go

- 20 mph?
 - _____
 - _____
- 25 mph?
 - _____
- 55 mph?
 - _____
- 65/70/75/80 mph?
 - _____

16. When are some situations where you can be required to slow down?

- _____
- _____
- _____
- _____
- _____
- _____
- _____
- _____
- _____
- _____
- _____

17. If you drive too slow on the road, you become a _____ to other drivers.